



The New Canadian Living Test Kitchen

The Canadian Living Test Kitchen team gets cooking in their brand new kitchen!

BY KAREN KIRK | DESIGNED BY JANE LOCKHART
PHOTOGRAPHY BY PAUL CHMIELOWIEC

Editor-in-chief Susan Antonacci remembers the first *Canadian Living* Test Kitchen she peeked into back in 1983. “It was a much smaller kitchen, at another location, with cookbooks and utensils jostling for space in every nook – and I’ll never forget those 1980s appliances,” she recalls. “And do I remember bright orange venetian blinds? I worked in another department then, but I thought The Test Kitchen was a magical place. I dreamed of working there someday.” The Test Kitchen has never lost its

magic touch. An award-winning Canadian architect was brought on board for a mid-1990s remake, but, says food specialist Soo Kim, “fifteen years of nonstop cooking can leave a mark or two.” So it was time for a refresh – and the results are amazing. Senior food specialist Adell Shneer loves the new look – and the improved functionality. “The Test Kitchen is busy five to seven days a week, 12 months of the year, so it’s got to be comfortable and functional.”

As *Canadian Living*’s decor editor, I teamed up with designer Jane Lockhart of Jane Lockhart Interior Design and senior designer Margaret Macdonald of AyA Kitchens and Baths to create a more modern, functional, efficient kitchen. As Lockhart says, “The renovated Test Kitchen has all the comforts and warmth of home with the function and durability of a commercial kitchen.”

You can expect the *Canadian Living* team to work in comfort and style for many years to come.



1 | Test Kitchen staff develop, cook and test *Canadian Living* recipes on high-quality, energy-efficient consumer-brand appliances – similar to those our readers might have in their own kitchens. KitchenAid has equipped The Test Kitchen with Energy Star-rated appliances, including top-of-the-line dual-fuel slide-in gas ranges, Architect Series II slide-in electric ranges with thermal ovens, and stainless-steel dishwashers and microwaves.

2 | A six-inch-deep floor-to-ceiling pantry with Manhattan oak veneer slab doors in Clove Oak from AyA Kitchens and Baths provides storage for spices and other staples. “It makes better use of the space that was formerly a spare workstation,” says Lockhart.



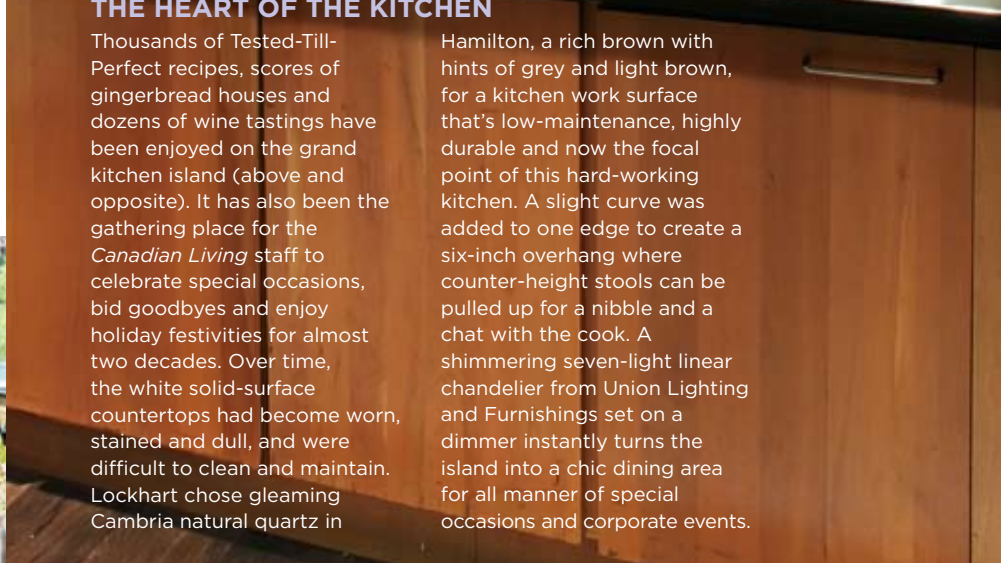
THE HEART OF THE KITCHEN

Thousands of Tested-Till-Perfect recipes, scores of gingerbread houses and dozens of wine tastings have been enjoyed on the grand kitchen island (above and opposite). It has also been the gathering place for the *Canadian Living* staff to celebrate special occasions, bid goodbyes and enjoy holiday festivities for almost two decades. Over time, the white solid-surface countertops had become worn, stained and dull, and were difficult to clean and maintain. Lockhart chose gleaming Cambria natural quartz in


Hamilton, a rich brown with hints of grey and light brown, for a kitchen work surface that’s low-maintenance, highly durable and now the focal point of this hard-working kitchen. A slight curve was added to one edge to create a six-inch overhang where counter-height stools can be pulled up for a nibble and a chat with the cook. A shimmering seven-light linear chandelier from Union Lighting and Furnishings set on a dimmer instantly turns the island into a chic dining area for all manner of special occasions and corporate events.



From left: Publisher Lynn Chambers, interior designer Jane Lockhart of Jane Lockhart Interior Design and senior designer Margaret Macdonald of AyA Kitchens and Baths



BEFORE



3 | Lockhart loved the style and wood of the existing cabinetry, which was in good condition. A thorough cleaning with mild soap and water, followed by waxing, restored the rich colour and beautiful grain of the solid cherry wood. “Then I applied one coat of Howard Feed-n-Wax with a soft cloth, and buffed it to a soft lustre after 30 minutes to bring up the colour of the wood,” says John Margiotta, owner of Captured Colours in Toronto.

1 | The 20-year-old Sub-Zero refrigerators had served The Test Kitchen well, but were on their last legs. The old cabinetry was removed, and Lockhart and Macdonald designed a new wall unit to house three new energy-efficient Jenn-Air built-in refrigerators with convenient bottom-mounted freezers. The new cabinet, which matches the pantry, features a coat closet, beverage station accented in Cambria, and plenty of storage for food and small appliances. The refrigerators are panelled to integrate seamlessly into the cabinetry of the wall unit.

2 | Underfoot, hard-wearing, low-maintenance Karndean premium vinyl flooring will stand up to just about anything The Test Kitchen team can throw at it. Splinter-, chip- and crack-resistant, this vinyl flooring duplicates the colour, texture and grain of natural wood. Lockhart chose Winter Oak in 48- by seven-inch planks to complete the just-like-home look of the new kitchen. Unlike real wood, this hygienic flooring won't harbour bacteria, mould or mildew. Spills can be cleaned up quickly with a damp mop.



GET COOKING!
Visit us at canadianliving.com/october to find out the Test Kitchen's Top 10 favourite recipes.





3 | It's nothing but the best for our *Canadian Living* Test Kitchen team. Each workstation features a rich chocolate brown Cambria quartz countertop in Oakhampton that provides a nonporous, food-safe surface for all types of food preparation. The countertops are also stain-, heat- and scratch-resistant, qualities that will withstand the demands of this busy kitchen. Kindred stainless-steel sinks and pull-out spray faucets at each station (below) make cleanup fast and easy while also giving a sleek and stylish look to the kitchen. Two pendant lights in polished nickel illuminate the countertop at each station.

4 | "The walls were painted in a palette of soft greys with an undertone of green to allow the cabinetry and countertops to become prominent features in the large kitchen," says Lockhart. Walls were painted in Sico Country Road and bulletin boards in Sico Highway; the ceilings were refreshed with Sico Grey Frost. "Be sure to always paint ceilings with a flat finish," says Margiotta.





“Our renovated Test Kitchen has two special ingredients: comfort and a creative setting. Who could ask for more?”
 –Adell Shneer, senior food specialist



5 | When the cooking, testing and retesting are finally complete, The Test Kitchen team heads to their computers to document recipes, write stories and create lineups for upcoming issues. The dark brown Cambria countertop in Oakhampton provides a durable and functional work surface. The annoying tangle of wires and cables now disappears through holes drilled in the countertop, freeing up work space at each computer. “It was important to open up this work area and create a brighter, more functional, organized space,” says Lockhart. The bulky cupboards overhead, which were unused, blocked light and made the

space feel cramped, were removed. Four matching polished-nickel pendant lights from Union Lighting and Furnishings hang overhead and are set on a dimmer switch to provide task and ambient lighting as needed.

6 | White Levolor sheer-weave mesh roller blinds diffuse the bright morning sunlight and keep the space cool - without blocking the view the way the old hard to clean venetians did.


7 | For a sleek, more organized look, Manhattan oak veneer slab doors in Clove Oak with soft-close hinges from AyA Kitchens and Baths cover the once open bookshelves.



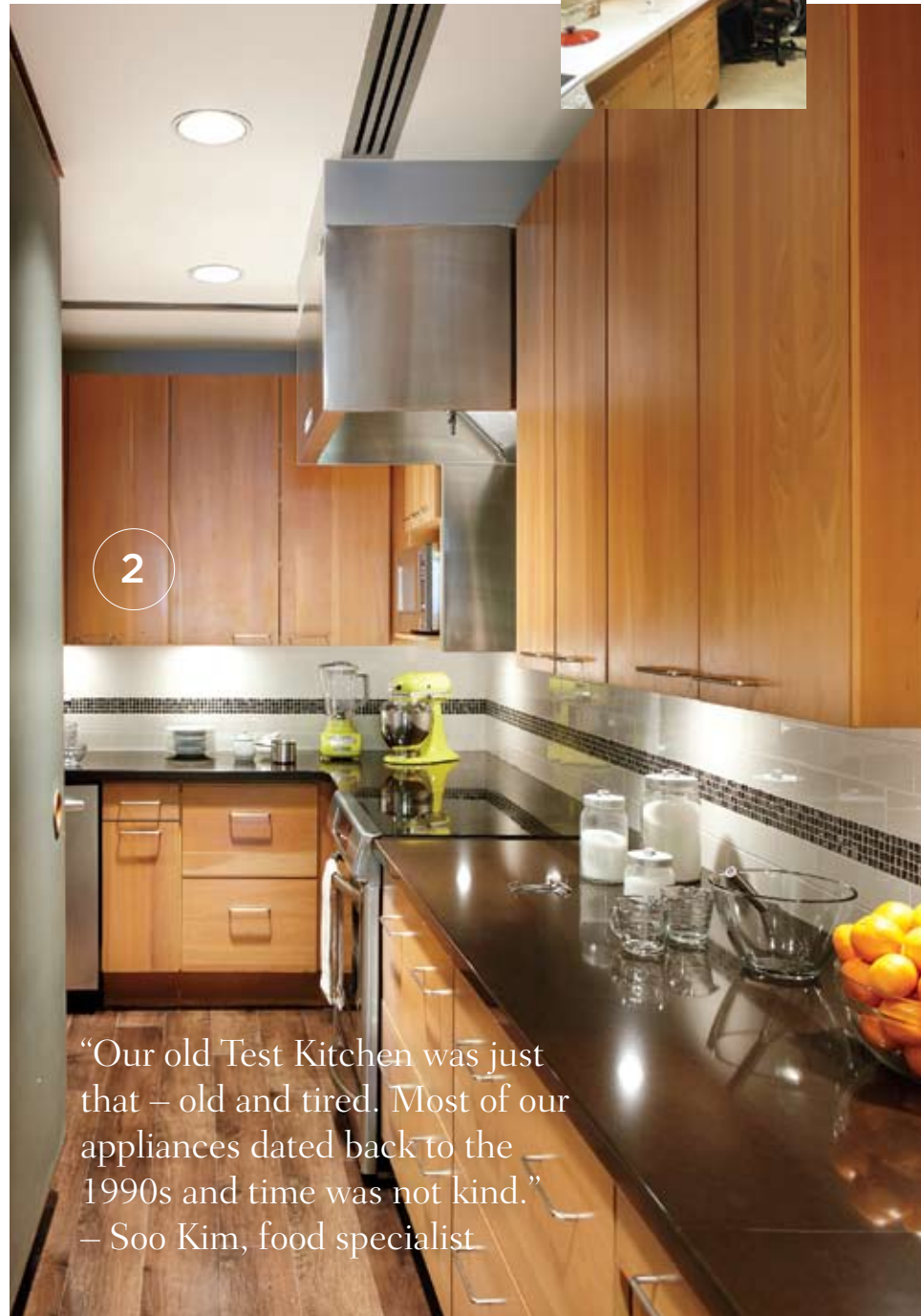
Small appliances by KitchenAid are the finishing touches that add to the function and style of the new Test Kitchen.



1 | To rid the kitchen of its former institutional look and give it a stylish homey appeal, Lockhart added texture to the backsplashes with a shimmering smoky glass tile from Cercan Tile in Toronto. “This backsplash is easy to clean, and its slick glass surface gives the kitchen a sparkling look,” says Lockhart.



2 | The staff kitchen is a popular place for editors and art directors to catch up on office news, prepare their lunches and grab a hot beverage. “Slick Cambria countertops to match The Test Kitchen, and a simple white subway tile backsplash accented with a row of brown glass tiles from Cercan Tile add a bit of style to the space and are easy to keep clean,” says Lockhart. A Kindred stainless-steel sink and pull-out faucet, and new stainless-steel KitchenAid appliances update the space and offer additional food-prep equipment for special events.



“Our old Test Kitchen was just that – old and tired. Most of our appliances dated back to the 1990s and time was not kind.”
– Soo Kim, food specialist



Sources

• **Interior design**, Jane Lockhart Interior Design, janelockhart.com.

Page 148:

• **Quarry Collection quartz countertop** in Hamilton (island); and Desert Collection quartz countertop in Oakhampton (all other countertops); both Cambria, cambriacanada.com.

• **Countertop fabrication**, Fabshop by Cambria, cambriacanada.com.

• **Countertop installation**, Niagara Quartz, niagaraquartz.ca.

• **Manhattan oak veneer slab door cabinetry** in Clove Oak with soft-close hinges, AyA Kitchens and Baths, ayakitchens.com.

• **Paint**, Sico, sico.ca.

• **Painting and cabinet refinishing**, Captured Colours, capturedcolours.com.

• **Clear rectangular backsplash tiles** (ES57), Cercan Tile, cercantile.com.

• **KitchenAid commercial-style dual-fuel convection range** with Steam-Assist (YKDRU707VS), in stainless steel; KitchenAid, kitchenaid.ca.

• **KitchenAid Artisan stand mixers** (KSM150PSER) in Empire Red, Green Apple, Ice and Pear; KitchenAid

Architect stand mixer in Cocoa Silver; KitchenAid **12-cup food processors** (KFP750OB) in Empire Red and Onyx Black; KitchenAid **Architect food processor** (KFPM773CS) in Cocoa Silver; KitchenAid **Artisan blenders** (KFB560OB) in Empire Red, Onyx Black and Pear; and KitchenAid

Architect blender (KSB655CS) in Cocoa Silver; all KitchenAid, kitchenaid.ca.

• **Seven-light linear chrome chandelier** with crystals (WN993080102563), Union Lighting and Furnishings, unionlightingandfurnishings.com.

• **Sebastian bar stools** in black, Ikea, ikea.ca.

Page 149:

• **KitchenAid Architect Series II Superba dishwashers** (KUDS40FVSS) in stainless steel; and KitchenAid Architect Series II **microwaves** (YKCMS1555SS) in stainless steel; all KitchenAid, kitchenaid.ca.

• **Eight-inch mini pendant lights** (WN971011022210) in polished nickel with prismatic glass, Union Lighting and Furnishings, unionlightingandfurnishings.com.

Page 150:

• **Jenn-Air 36-inch bottom freezer refrigerator** (JB36NXFXLW) in panel-ready finish, Jenn-Air, jenn-air.ca.

• **Premium vinyl flooring** in Winter Oak, Karndean Canada, karndean.com.

• **KitchenAid Architect Series II electric range** (KESS908SPS) in stainless steel; KitchenAid 5-Speed Ultra Power **hand mixers** (KHA5MPOB) in Empire Red and Onyx Black; KitchenAid **Architect hand mixer** in Cocoa Silver; and KitchenAid **immersion blenders** (4KHB300WH) in Onyx Black and Empire Red; all KitchenAid, kitchenaid.ca.

• **Stainless-steel undermount sinks** (QSU1820/8); pull-out spray **faucets** (KF780) with brushed nickel finish; **soap dispensers** (KSD150) with satin nickel finish; stainless-steel **double-bowl sink** (QDU1831/8) with satin finish; and pull-out spray **faucet** for double sink (KFPOS150) with satin nickel finish; all Kindred, kindredcanada.com.

Page 151:

• **12-inch polished-nickel pendant light** (WN984197993760) with prismatic glass, Union Lighting and Furnishings, unionlightingandfurnishings.com.

• **Levolor 4100 roller blinds** (20911) in white, Levolor Canada, levolor.com.

• **KitchenAid Pro Line series Burr coffee grinder** (KPCG100OB) in Onyx Black; KitchenAid 14-Cup JavaStudio **coffeemaker** (KCM34OB) in Onyx Black; and KitchenAid 4-Slice Pro Line **toaster** (KPPT890OB) in Onyx Black; all KitchenAid, kitchenaid.ca.

Page 152:

• **Paris White three- by six-inch subway tile** and dark brown **mixed tiles**, Cercan Tile, cercantile.com.

• **Tile installation**, Sparkes Painting and Trades, Toronto (416) 319-7241.

• **KitchenAid 19-cubic-foot freestanding bottom-freezer Architect Series II refrigerator**; and KitchenAid Architect Series II **electric range** (KESS908SPS) in premium stainless steel; both KitchenAid, kitchenaid.ca.

• **Double-bowl sink** (KSDCRU/9); **faucet** (KFPOS100) with satin nickel finish; and **soap dispenser** (KSD100) with chrome finish; both Kindred, kindredcanada.com.

• **Shelving props**, HomeSense, homesense.ca.



Thank you to our suppliers:

